


Record 1600 service



This reel is very similar to the Record 1550, complete with the cast control brake on the left side plate.




Remove the handle nut and handle. Remove the four pillar screws and lift off the right side plate from the frame.



To remove the level wind assembly first remove the retaining clip, then unscrew the pawl cover and remove the pawl.






The whole assembly can then be removed from the right side of the frame. Add a drop of oil to the spool caps.



Undo the three bridge screws and remove the entire bridge assembly from the right side plate.



The gears simply lift off the bridge assembly.



Before reassembly give everything a thorough clean. Apply a light grease to the gears and screw threads (to prevent them seizing), and a light oil to all other friction surfaces.

*©Tim Parratt 2011*