





Remove the three side plate screws and remove side plate (after removing handle)




Lift off the black plastic cog-it just pulls off.





If you turn the rotor backwards you can see if the anti reverse dog engages-in this photo it is not engaged.



In this photo the anti reverse dog is engaged. Put a drop of oil where the red lines point. Check that the screw holding on the anti reverse dog (bottom left red line) is not screwed down so tight that the anti reverse dog can't engage. The anti reverse dog needs to be able to move freely so it can engage.